



Future Priorities



Security & Safety after October 7



Future Threats



Impact of October 7



Optimism



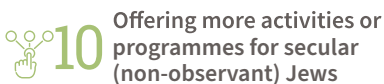
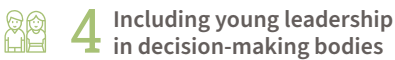

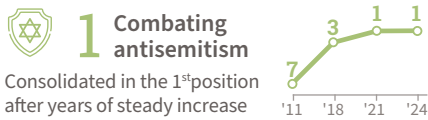
Israel

# EUROPEAN JEWISH COMMUNITY LEADERS AND PROFESSIONALS

## JDC, THE SIXTH SURVEY, 2024

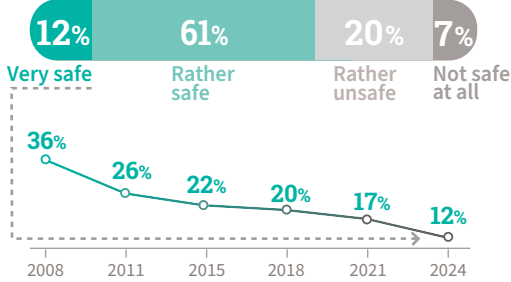
### Future Priorities

Top ten priorities, between stability and some notable changes due to October 7



### Security & Safety after October 7

How safe it is to live and practise as a Jew in your city?

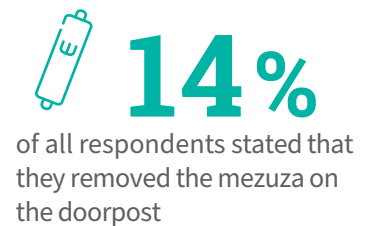
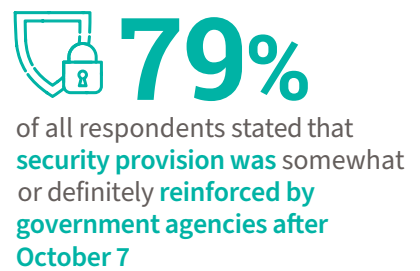
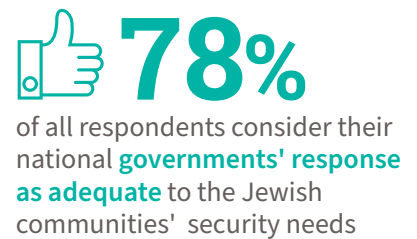
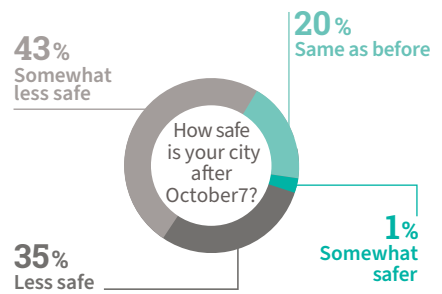
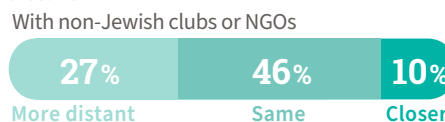
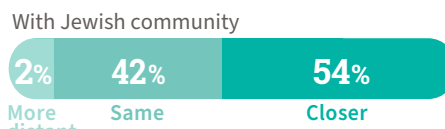
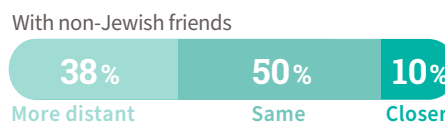
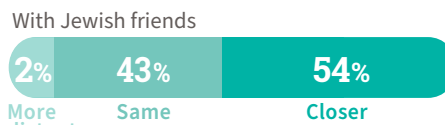


The "very safe" hits a new low

#### Feeling of Safety, East vs. West

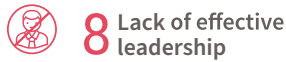
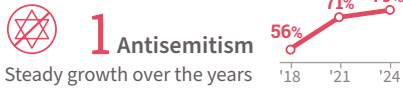


Since October 7 how has the situation affected your relationships?



## Future Threats

### The top ten identified threats

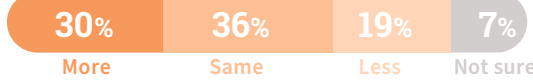


## Impact of October 7

Since October 7 have **new priorities or needs** emerged in your community?



Did you perceive any changes in the attendance at events of members because of the situation?



Have Israelis living in your city reached out to your organisation/institution for help?



## Israel

**82%** "After October 7th, my commitment to Israel became stronger"

**69%** "I fully support Israel, regardless of its government's behaviour"

**39%** (2021) **54%** (2024) "I am sometimes ashamed of the actions of the Israeli government"

### Generational gap in support

**65%** (Up to 40) **81%** (41 and older) "All Jews have a responsibility to support Israel"

## Optimism

### Optimism about the future of Europe

**56%** Pessimistic **44%** Optimistic

For the first time pessimism surpasses optimism



### Optimism by age-groups (Strongly Agree and Rather Agree)

**56%** (Up to 40) **42%** (41 and older) "I am optimistic about the future of Europe"

**57%** (Up to 40) **42%** (41 and older) "The future of European Jewry is positive"

**53%** of respondents are pessimistic about the future of Jewish status issues in their communities

## About the Survey and Respondents

**879** Respondents **32** Countries **10** Languages

The European Jewish Community Leaders Survey is conducted every 3-4 years using the same format, in order to identify trends and their evolution.



**55%** 55 and older **31%** Age 41-54 **14%** Up to 40

### Jewish Denomination

**39%** Cultural Secular **36%** Orthodox **25%** Masorti, Liberal, Reform

**40.4%** Female **59.4%** Male

### Self outlook

**46%** Secular **54%** Religious